


ALL-NEW HIACE

DELIVERING EFFICIENCY



TOYOTA

Move your world

01 TAILORED FOR TRANSPORT. CRAFTED FOR COMFORT.

Welcome to a world of redefined mobility. The all-new Hiace introduces a seamless balance of power, efficiency and comfort, where its fresh design and high performing functionality embody pure transportation excellence that surpasses expectations.

Annular Frame Structure

A specially developed cabin structure that provides protection to the passengers and improves vehicle rigidity.

Front Power Window

Wind the windows up and down hassle-free at the touch of a button.

Side Mirrors and Wide-Angle Mirrors

Offers the driver a clear view to check blind spots for added ease and safety.



Daytime Running Lights (DRL)

Increases visibility of the vehicle to others on the road during the day.



02 EXTERIOR

Sleek as it is functional. The all-new Hiace adopts a robust build and glossy exterior, complete with painted front and rear bumpers and sophisticated chrome furnishings.



■ 6.4m Turning Radius

Experience smooth turns and easily manoeuvre the vehicle through tight spaces.



■ Chrome Grille

Distinctive chrome grille that exudes a premium and refined feel.



■ Multi-reflector Headlamps

Provides enhanced illumination on the road by maximising use of emitted light.



■ Halogen Front and Rear Fog Lamps

Enhances visibility for driver in adverse weather or low-light conditions.



■ **16" Rims with Steel Caps**

16" rims that combine aesthetics and durability, providing the most stable drives.



■ **Power Adjustable and Foldable Side Mirror**

Optimises field of view to ensure proper visibility when driving.

03 INTERIOR

Within the all-new Hiace, comfort is second to none. The spacious 10-seater interior is intuitively designed and offers a suite of features, setting the standard for transportation vehicles.



■ **Overhead Storage**
Maximises interior space for convenient storage access.

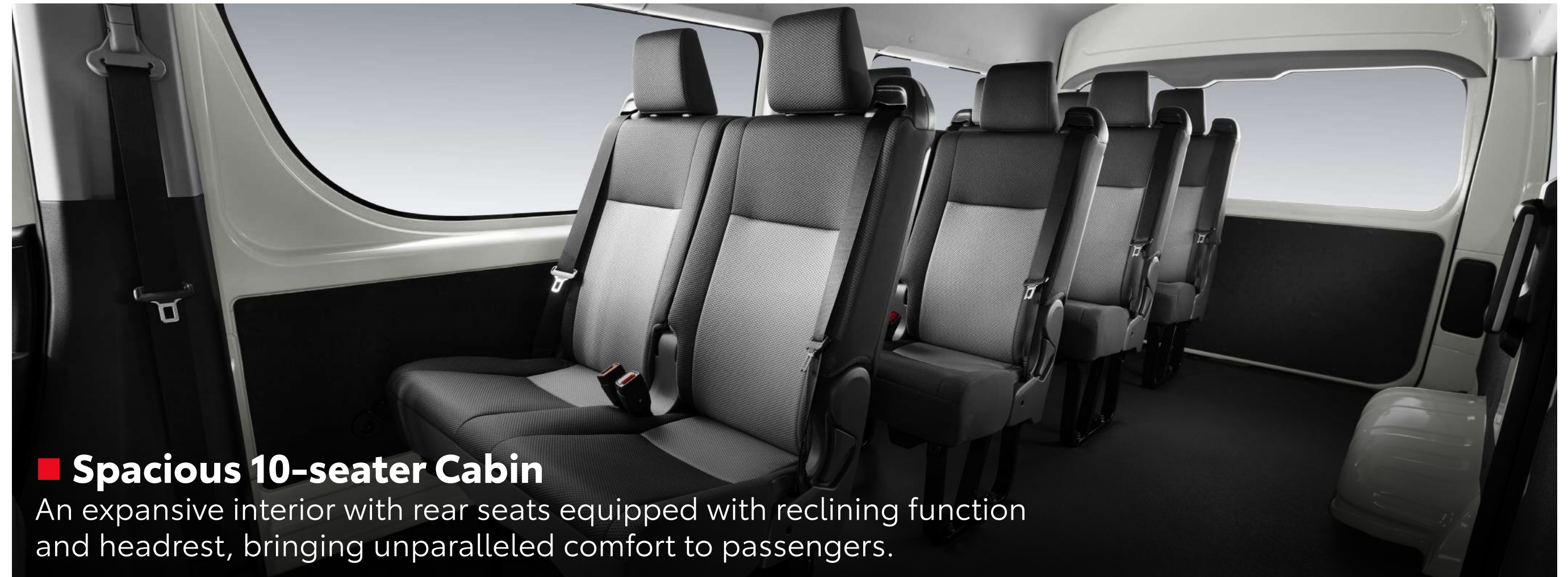


■ **Sunglasses Compartment**
Built-in functionality for convenient storage of sunglasses and other small items.



■ **Meter Cluster**

Analog meter panel with Multi-Information Display (MID) that provides easy access for vehicle-related information.



■ **Spacious 10-seater Cabin**

An expansive interior with rear seats equipped with reclining function and headrest, bringing unparalleled comfort to passengers.



■ **Front and Rear Air-conditioning Control**

Driver and passengers are able to customise independent blower speeds to their preferred level.



■ **7" Display Audio**

Includes a dual-speaker system and reverse camera for effortless parking and manoeuvring.



■ **Sliding Door Step Lamp**

Provides illumination in low-light conditions for improved visibility.

■ **2x Power Outlets**


Available power outlets for passengers to easily charge their devices.

■ **RFID**

Enjoy a seamless and secure driving experience with RFID technology.

04 PERFORMANCE

When it comes to performance, the all-new Hiace doesn't cut corners. With a powerful new engine and exceptional stability that provides a heightened sense of control, it delivers in every aspect to meet all your logistics needs.



■ MacPherson Strut Front Suspension

Delivers optimised stability for smooth comfort on all road conditions.



■ Leaf Spring Rigid Axle Suspension

Leaf springs provide better load-carrying capability, while keeping passenger comfort at the forefront.



■ 6-speed Automatic with Sequential Shift


The first and only automatic window van in Malaysia, with a 6-speed automatic transmission that makes transporting loads easy.

Engine

2.8 LITRE

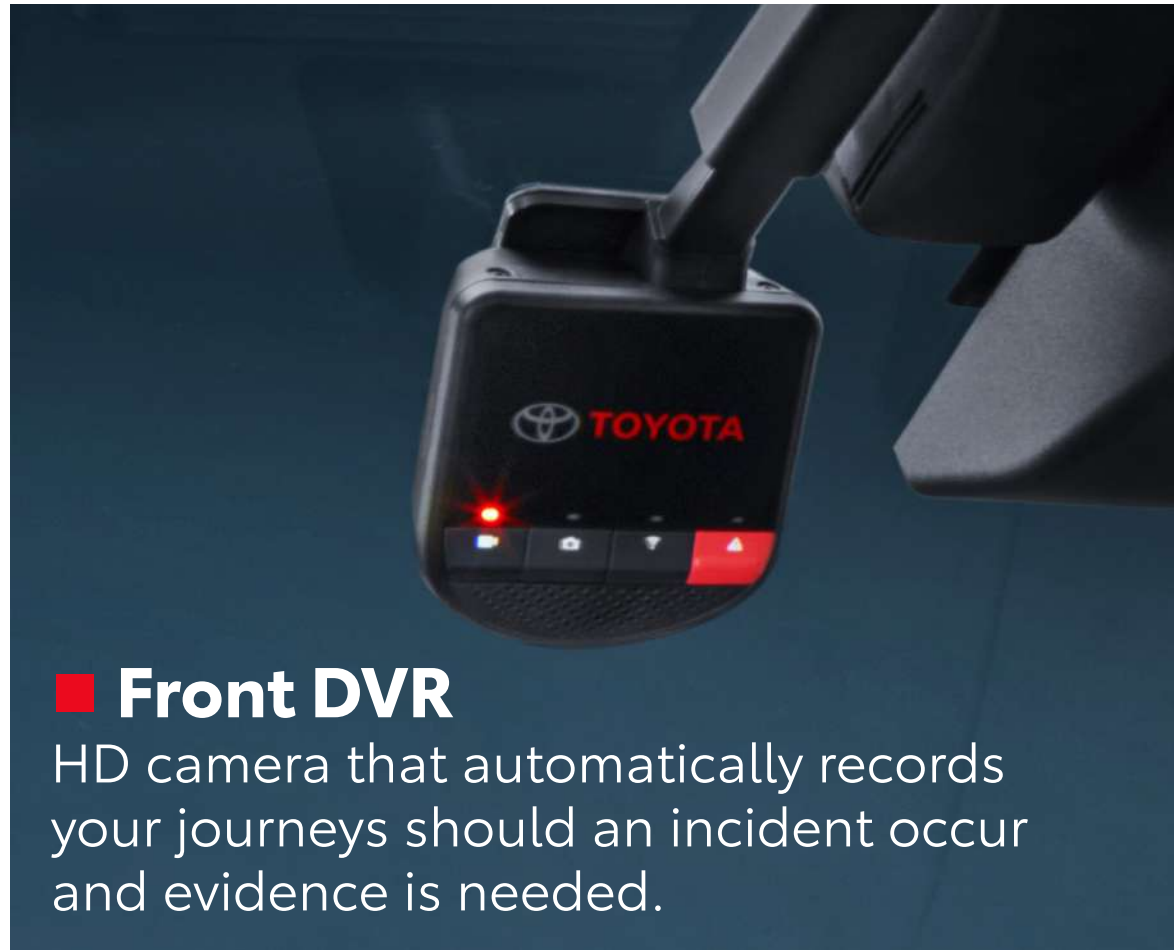
177 PS
Maximum power

450 Nm
Maximum torque



05 SAFETY & SECURITY

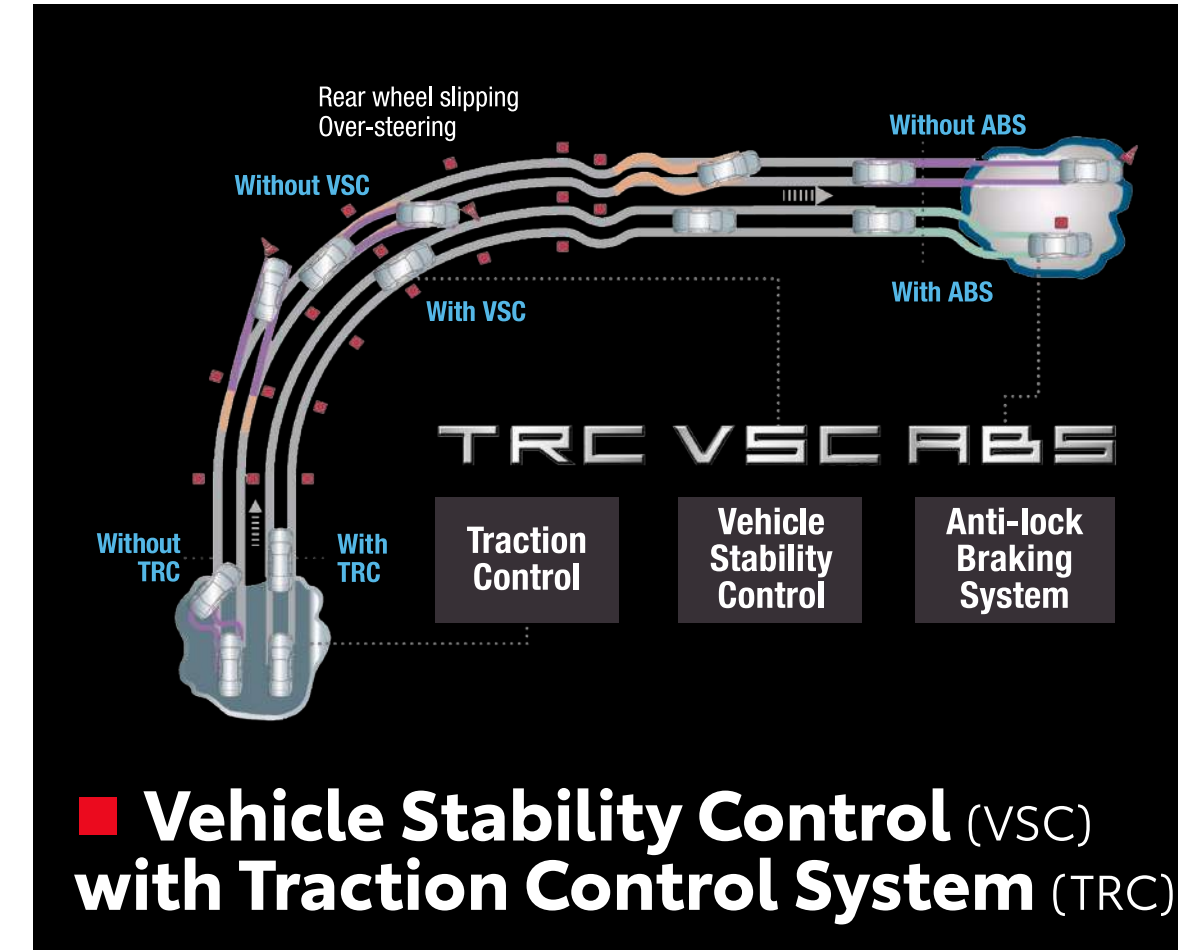
Safety is in our DNA. Equipped with advanced safety and security features, the Hiace is engineered to provide peace of mind, ensuring you're well-protected on every trip.



■ **Front DVR**
HD camera that automatically records your journeys should an incident occur and evidence is needed.



■ **Emergency Exit Hatch and Window**
Includes glass break hammers for a swift and secure exit during critical situations.



■ **Vehicle Stability Control (VSC) with Traction Control System (TRC)**



■ **Hill Start Assist**



■ **Emergency Stop Signal (ESS)**
In emergency braking situations, the hazard lamps flash to warn drivers behind.



■ **Premium Solar & Safety Film**
The window film reflects harmful rays (UVA, UVB, and infrared) and keeps the cabin cool, while impeding break-ins.



■ **3 Point Safety Seatbelt**
Available across all seats.



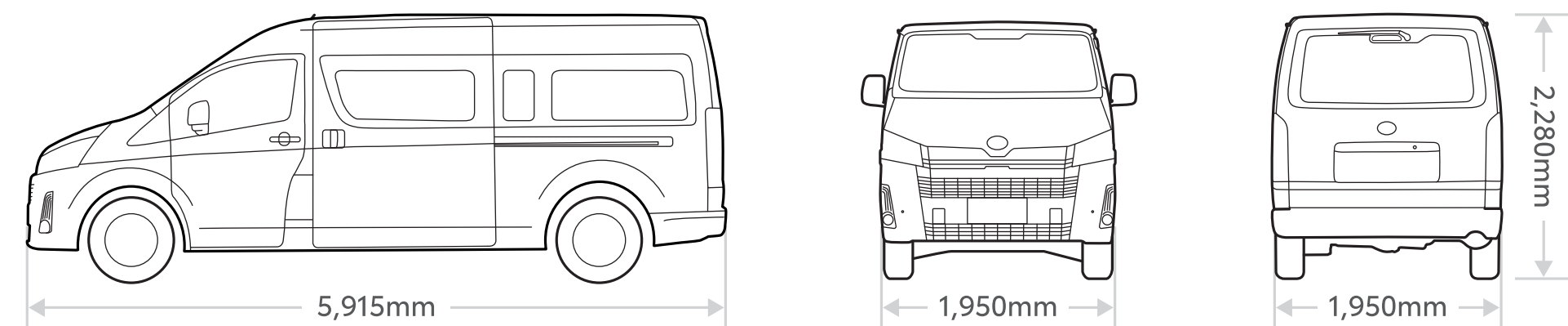
■ **3x SRS Airbags**

SPECIFICATIONS

VARIANT		PASSENGER VAN 2.8 TURBO DIESEL	
ENGINE			
Model		1GD-FTV	
Type		4-cylinder, In-line, Turbo Diesel	
Displacement	cc	2,755	
Max. Output	(PS) / rpm	177 / 3,400	
Max. Torque	Nm / rpm	450 / 1,600 - 2,400	
TRANSMISSION			
Type		6-speed Automatic with Sequential Shift	
CHASSIS			
Suspension	Front / Rear	MacPherson Strut / Leaf Spring Rigid Axle	
Brakes	Front / Rear	Ventilated Disc	
Steering	Type	Power Assisted Rack & Pinion	
Tyres & Rims		235 / 65R16C, Steel with Cap	
Spare Tyre & Rim		235 / 65R16C, Steel	
Min. Turning Radius	(m)	6.4	
Seating Capacity		10 (including driver)	
MEASUREMENTS			
Overall	Length	(mm)	5,915
	Width	(mm)	1,950
	Height	(mm)	2,280
Wheelbase		(mm)	3,860
Weight	Kerb / Gross	(kg)	2,550 / 3,500
Tread	Front / Rear	(mm)	1,680 / 1,670
Min. Ground Clearance		(mm)	177
Fuel Capacity		(Litre)	70
EXTERIOR FEATURES			
Headlamps	Type	Halogen	
	Headlamp Leveling	Manual	
Daytime Running Lights (DRL)		With	
Fog Lamps	Front / Rear	With / With	
Rear Combination Lamps		Bulb Type	
Turn Signal Lamp		Bulb Type	
Bumper		Body Colour	
Wing Mirror		Power Adjustable & Foldable	
Grille		Chrome	
Wiper	Front / Rear	With / With	
INTERIOR FEATURES			
Meter Panel	Type	Analog Meter Panel	
	Multi-Information Display (MID)	Monochrome	
Audio System	Type	7" Display Audio	
	Speakers	2 Speaker	
Air Conditioner	Front & Rear	With	

VARIANT		PASSENGER VAN 2.8 TURBO DIESEL	
INTERIOR FEATURES			
Accessory Power Outlet		With	
Front Digital Video Recorder (DVR)		With	
Power Windows		With (Front)	
Storage	Glove Box	With	
	Overhead Compartment	With	
Sliding Door Step Lamp		With	
Seat Material		Fabric	
Front Seat	Driver / Passenger	6-way Adjustable / 4-way Adjustable	
Rear Seat	Type	Recline with Headrest	
RFID		With	
SAFETY			
Reverse Camera		With	
Vehicle Stability Control (VSC)		With	
Anti-lock Braking System (ABS)		With Electronic Brakeforce Distribution (EBD) & Brake Assist (BA)	
Parking Sensor		With	
SRS Airbags		3	
Seatbelts	Front	3-point ELR x 2	
	Rear	3-point ELR x 8	
Emergency Exit		With (With Glass Break Hammer)	
SECURITY			
Toyota Premium Security & Solar Film		With	
Vehicle Telematics System (VTS)		Optional	
Rear Driving Recorder (DVR)		Optional	
Security System		Immobiliser with Horn Alarm	

*Functions availability may vary depending on smartphones. For details, please contact your nearest Toyota showroom.



Diagrams shown are for illustration purposes only.

- UMW Toyota Motor reserves the right to alter any details of specifications and equipment without notice.
- Details of specifications and equipment are also subject to change to suit local conditions and requirements.
- Vehicle and specifications in this catalogue may vary from models available locally.
- Vehicle body and accessory colours might defer slightly from the printed photos in this catalogue.
- Optional accessories are available at extra cost.
- All images used are for illustrative purposes.



For Your Auto-Financing Needs



5 years warranty from the date of first registration or 150,000 km travelled, whichever occurs first. Terms and conditions apply.



Move your world